

FLATLITE® lamps can achieve very interesting and striking effects by flashing the lamps at regular intervals or dimming the lamps. E-Lite Technologies provides Power Supply Control interfaces to accomplish this. They connect to E-Lite Technologies' Power supplies (all 600, 2200, and 12K models) externally via a Molex™ Mini-Fit 6 pin connector and all share the following properties:


Dimensions: 3" x 2" x 1" Cable lengths: 20" Operating Temp: -40C to +85C Case: Black Thermoplastic

Variable Flashing Module *CMD-004*

Two flush-set screwdriver pots (dials) are used to manually adjust the "On" time and the "Off" time of the flashing lamp. Both times independently may be set to anywhere from 0.5 seconds to 9 seconds. The cable comes in a standard 20" length, but the module will work up to 100' away from the power supply if replaced with a longer custom cable.



Typical CMD-002 or CMD-004 hookup:



Manual Dimming Module *CMD-002*

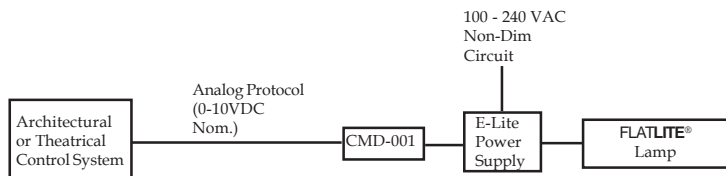
A rotary dimmer switch is used to manually dim the lamp. The cable comes in a standard 20" length, but the module will work up to 100' away from the power supply if replaced with a longer custom cable.



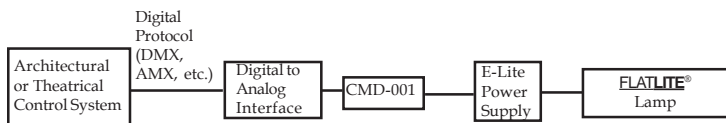
Analog Interface Module *CMD-001*

Remote control interface enables on-board dimming of lamp via interface with E-Lite Power Supplies.

Typical Analog System Installation:



Typical Digital System Installation:



Input Voltage: 0-30VDC
Operating Range: 0-10VDC
Dimming Curve: "S" Curve
Max. Operating Current: 1.6mA
Input Connection: 2 Pin Cinch-Jones

www.E-Lite.com
Sales@E-Lite.com
 Phone 203.371.2070

Fax 203.371.2078
 2285 Reservoir Avenue
 Trumbull, CT 06611-4743

